

# CHAPTER 74

# IGNITION

### List of Effective Pages

Chapter / Section	Page No.	Date
74-00	1	Jul 14, 2011
	2	Jul 14, 2011
74-05	1	Jul 14, 2011
	2	Jul 14, 2011
	3	Jul 14, 2011
	4	Jul 14, 2011

Chapter / Section	Page No.	Date
-------------------	----------	------

Figure And Index Number	GROUP <b>Ignition</b>		Effect.	Vendor Ident.	Units Per Assy
	MAJOR ASSEMBLY	<b>Starter and Ignition System</b>			
	PART No.	DESCRIPTION			
2-	No Number	Starter and Ignition System Installation	55*		
-1	149-24LS	Starter Motor		SKY	1
or	149-24HT	Starter Motor		SKY	1
-2	SS1001	Spark Booster		UNS	1
-3	A510-2	Ignition Switch		ASP	1
or	10-357200-1	Ignition Switch		ACS	1
-4	MS3320-5	Circuit Breaker 5 Ampere		TIN	1
-5	66LR-OSCNN/6350	R.H. Magneto		UNS	1
-6	66LP375CNN/6393	L.H. Retard Magneto		UNS	1
-7	No Number	Fuse Assembly			1
	Blade Type Fuse	Automotive Blade Fuse 5A			1
	Fuse Holder	From SS1001 Install Kit			1
-8	1N4007	Diode			1
-9	SM100D2	Relay 100 Ampere	ECH	1	
		*Or earlier S/N aircraft if Service Instruction SI-24-01 implemented.			

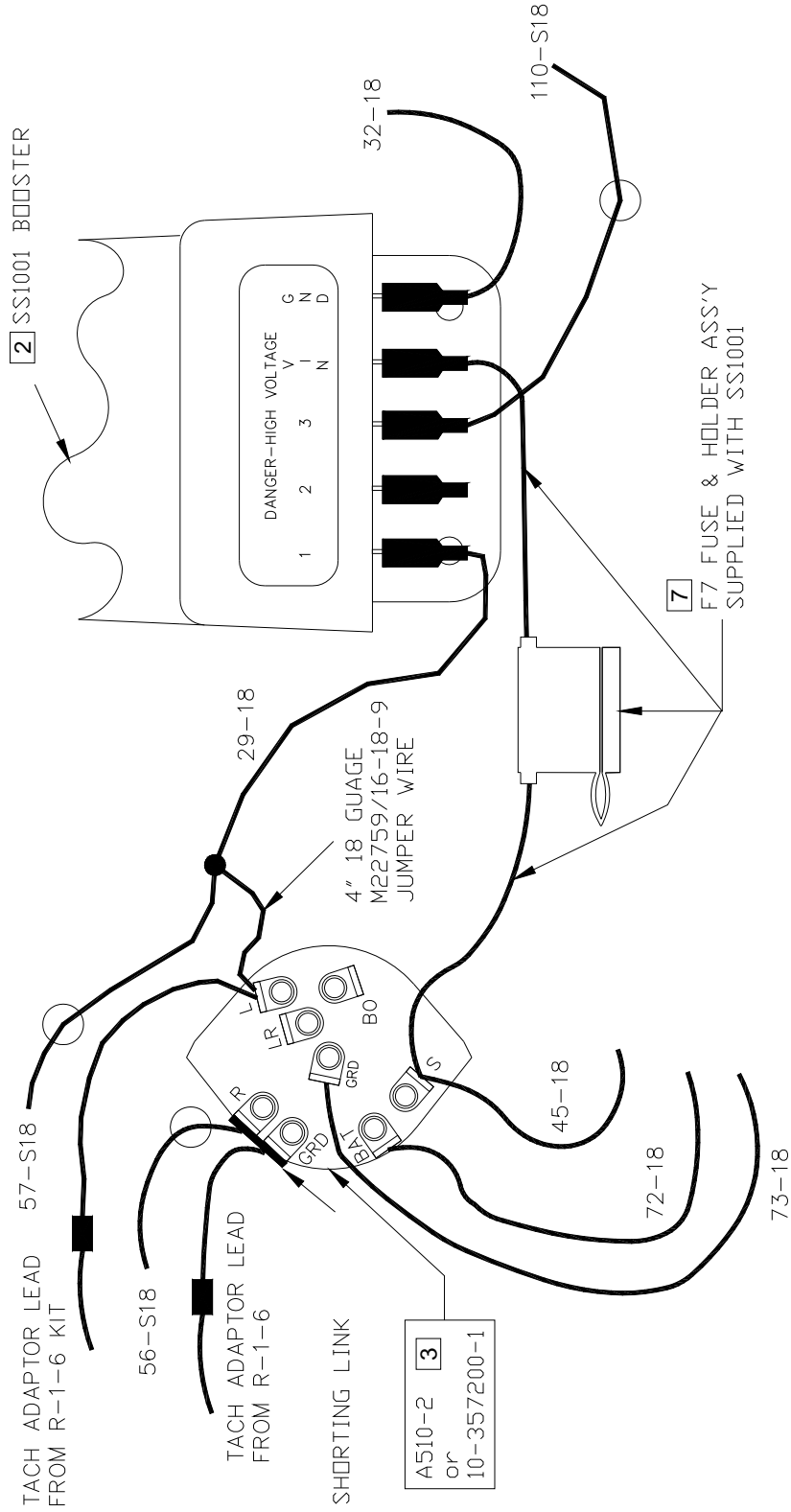


Figure 2 (Sheet 1 of 3)  
View of Ignition Switch And Slick Start Interconnectivity

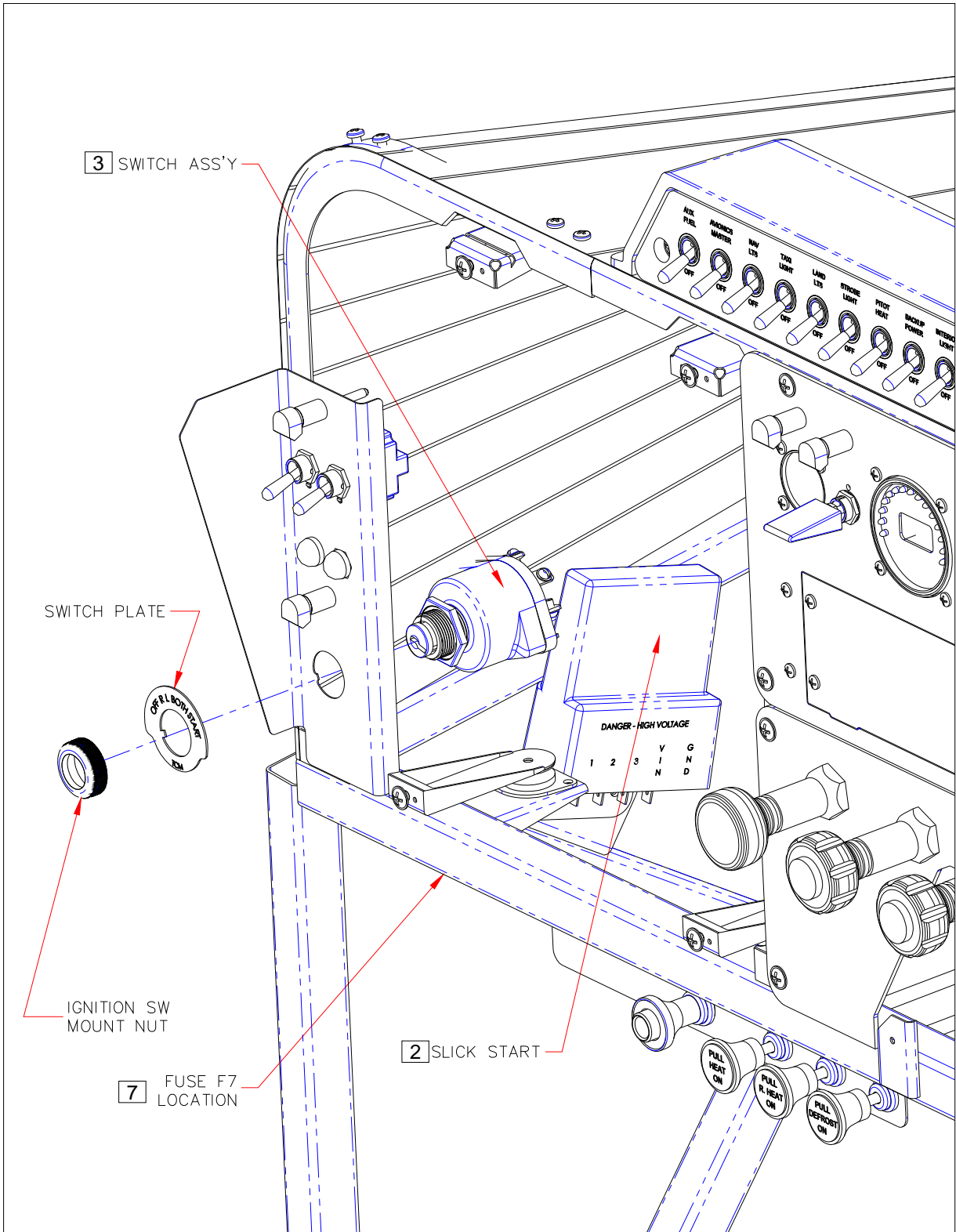


Figure 2 (Sheet 2 of 3)  
View of Ignition Switch and Slick Start/Fuse F7 Location

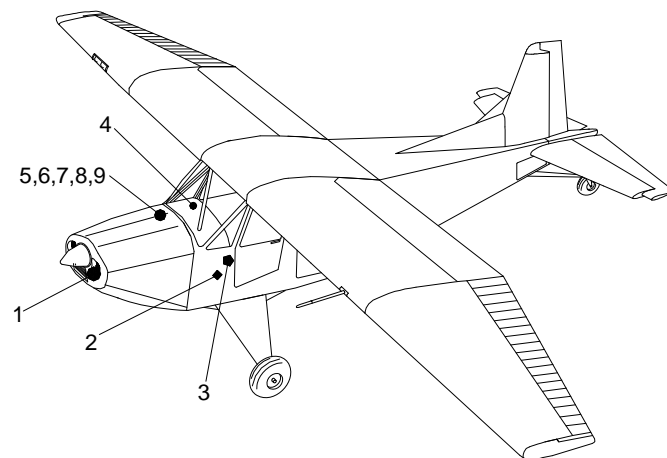
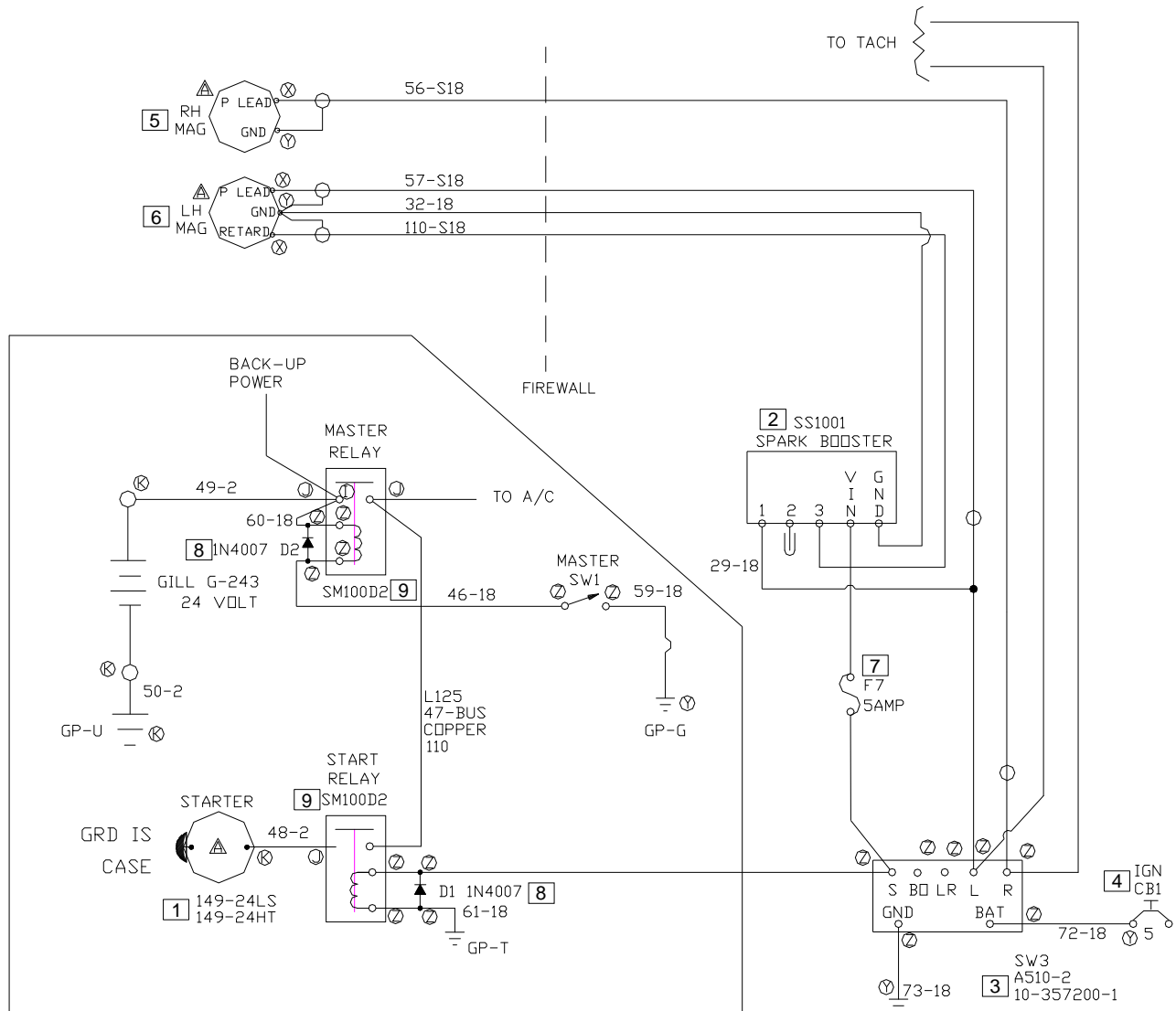


Figure 2 (Sheet 3 of 3)  
Ignition System Schematic